

# Overview



# Overview

|              |                               |
|--------------|-------------------------------|
| Report title | Overview                      |
| Period       | From 01-01-2024 to 12-06-2024 |
| Group by     | Month                         |
| Created by   | Administrator                 |

## AI Governance and Risk Management


|                     |   |
|---------------------|---|
| Details             | Use this AI governance scorecard template to ensure the responsible development, deployment, and use of artificial intelligence (AI) technologies. Read more: <a href="https://bscdesigner.com/ai-governance.htm">https://bscdesigner.com/ai-governance.htm</a> |
| Start performance   | 60.17%  |
| End performance     | 74.33%  |
| Performance dynamic | 14.17%  |

|         |  |
|---------|--|
| Details |  |
|---------|--|


 **Minimize Bias in AI Systems**

|              |                                |
|--------------|--------------------------------|
| Details      |                                |
| Owner        |                                |
| Stakeholders |                                |
| Parent       | Ethical AI Development and Use |


 **Implement regular bias detection scans using software tools**

|                 |  |
|-----------------|--|
| Details         |  |
| Parent          | Minimize Bias in AI Systems  |
| Owner           |  |
| Initiative type |  Initiative |

 **Conduct workshops to train data scientists on bias mitigation techniques**





|                 |  |
|-----------------|--|
| Details         |  |
| Parent          | Minimize Bias in AI Systems  |
| Owner           |  |
| Initiative type |  Initiative |

 **Schedule quarterly fairness audits to evaluate and address bias in AI models**

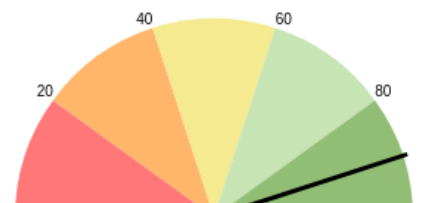
|                 |  |
|-----------------|--|
| Details         |  |
| Parent          | Minimize Bias in AI Systems  |
| Owner           |  |
| Initiative type |  Initiative |

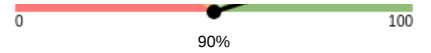
 **Bias Detection Rate**

|                 |  |  |  |  |
|-----------------|--|--|--|--|
| Details         | (Number of AI models evaluated for bias / Total number of AI models) * 100 |  |  |  |
| Unit of measure | %  |  |  |  |
| Owner           |  |  |  |  |
| Parent          | Minimize Bias in AI Systems  |  |  |  |

|              | Value  | Target  | Baseline  | Progress   |
|--------------|--|---|---|--|
| January 2024 |  90 % |  100 % |  0 % |  90 % |

**Bias Detection Rate**  
Value, %, June 2024





**Bias Detection Rate**

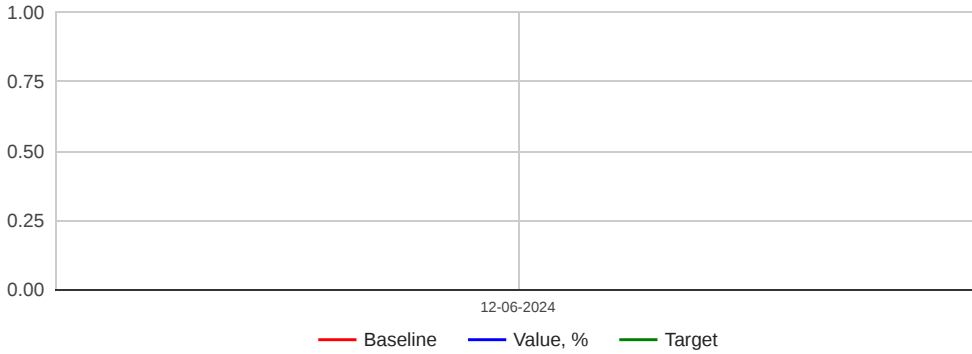
Value, %, 01-01-2024 - 12-06-2024



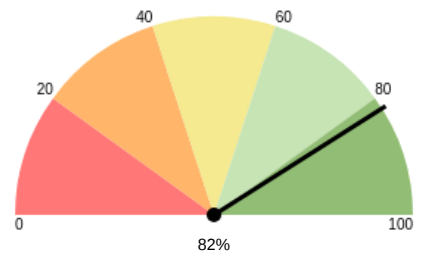
**Bias Mitigation Success Rate**

|              |  |                             |          |          |
|--------------|--|-----------------------------|----------|----------|
| 1.00         |  |                             |          |          |
| Details      | (Number of biases mitigated / Total number of biases identified) * 100 |                             |          |          |
| 0.75         | Unit of measure  | %                           |          |          |
| 0.50         | Owner  |                             |          |          |
| 0.25         | Parent   | Minimize Bias in AI Systems |          |          |
| 0.00         |  |                             |          |          |
|              | Value  | 12-06-2024                  | Target   | Baseline |
| January 2024 | 82 %   | Baseline                    | Value, % | Target   |
|              |  |                             | 100 %    | 0 %      |
|              |  |                             |          | 82 %     |

**Bias Mitigation Success Rate**  
Value, %, 01-01-2024 - 12-06-2024



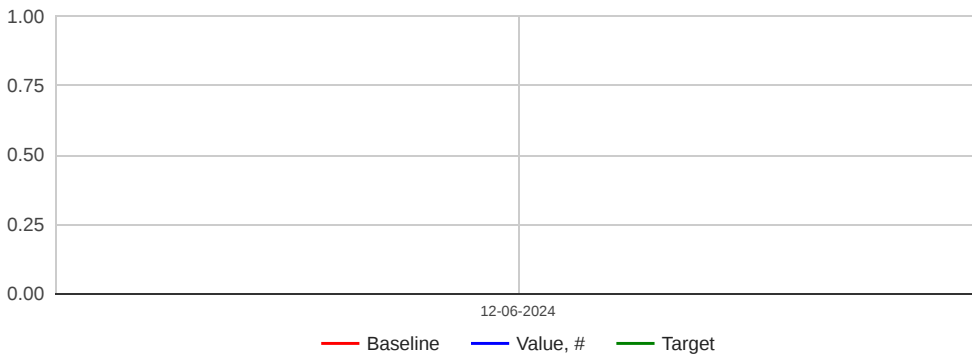
**Bias Mitigation Success Rate**  
Value, %, June 2024



**Number of fairness audits conducted per year**

|                 |                             |        |          |          |
|-----------------|-----------------------------|--------|----------|----------|
| Details         |                             |        |          |          |
| Unit of measure | #                           |        |          |          |
| Owner           |                             |        |          |          |
| Parent          | Minimize Bias in AI Systems |        |          |          |
|                 | Value                       | Target | Baseline | Progress |
| January 2024    |                             |        |          |          |


**Number of fairness audits conducted per year**  
Value, #, 01-01-2024 - 12-06-2024



**Inherent Bias in Training Data**

|              |   |
|--------------|---|
| Details      | Training data may contain inherent biases that reflect historical prejudices or imbalances. |
| Owner        |   |
| Stakeholders |   |
| Parent       | Minimize Bias in AI Systems   |


**Data Auditing**

|                 |   |
|-----------------|---|
| Details         |   |
| Parent          | Inherent Bias in Training Data  |
| Owner           |   |
| Initiative type |  Risk Mitigation |


### Adopt and implement ethical AI guidelines

|              |                                |
|--------------|--------------------------------|
| Details      |                                |
| Owner        |                                |
| Stakeholders |                                |
| Parent       | Ethical AI Development and Use |


### Establish an ethics review board to oversee AI projects and ensure ethical compliance

|                 |  |
|-----------------|--|
| Details         |  |
| Parent          | Adopt and implement ethical AI guidelines  |
| Owner           |  |
| Initiative type |  Initiative |

### Develop and deliver ethics training programs for all staff involved in AI projects

|                 |  |
|-----------------|--|
| Details         |  |
| Parent          | Adopt and implement ethical AI guidelines  |
| Owner           |  |
| Initiative type |  Initiative |

### Conduct regular ethical audits to review AI systems for ethical compliance

|                 |  |
|-----------------|--|
| Details         |  |
| Parent          | Adopt and implement ethical AI guidelines  |
| Owner           |  |
| Initiative type |  Initiative |

### Ethical Compliance Rate

|                 |   |  |  |  |
|-----------------|---|--|--|--|
| Details         | (Number of ethically compliant systems / Total number of systems) * 100 |  |  |  |
| Unit of measure | %   |  |  |  |
| Owner           |   |  |  |  |
| Parent          | Adopt and implement ethical AI guidelines                               |  |  |  |

|              | Value | Target | Baseline | Progress |
|--------------|-------|--------|----------|----------|
| January 2024 |       |        |          |          |

**Ethical Compliance Rate**  
Value, %, 01-01-2024 - 12-06-2024

|      |  |   |
|------|--|---|
| 1.00 |  |   |
| 0.75 |  |   |
| 0.50 | Details (Number of employees completing ethics training / Total number of employees) * 100 |   |
| 0.25 | Unit of measure  | %   |
| 0.00 | Owner  |   |
|      | Parent   | Adopt and implement ethical AI guidelines |

— Baseline — Value, % — Target

|              | Value | Target | Baseline | Progress |
|--------------|-------|--------|----------|----------|
| January 2024 |       |        |          |          |

**Ethics Training Completion Rate**  
Value, %, 01-01-2024 - 12-06-2024




— Baseline — Value, % — Target

**Number of Ethical Audits**

|                 |   |
|-----------------|---|
| Details         | Total number of ethical audits conducted  |
| Unit of measure | #   |
| Owner           |   |
| Parent          | Adopt and implement ethical AI guidelines |

|              | Value | Target | Baseline | Progress |
|--------------|-------|--------|----------|----------|
| January 2024 |       |        |          |          |

**Number of Ethical Audits**  
Value, #, 01-01-2024 - 12-06-2024



— Baseline — Value, # — Target

**Ensure Fair Decision-Making**

|              |                                |
|--------------|--------------------------------|
| Details      |                                |
| Owner        |                                |
| Stakeholders |                                |
| Parent       | Ethical AI Development and Use |

**Use fairness metrics to regularly evaluate decision outcomes across different demographic groups**

|                 |                             |
|-----------------|-----------------------------|
| Details         |                             |
| Parent          | Ensure Fair Decision-Making |
| Owner           |                             |
| Initiative type | Initiative                  |

**Implement continuous monitoring and adjustment of AI systems to ensure fair outcomes**

|                 |                             |
|-----------------|-----------------------------|
| Details         |                             |
| Parent          | Ensure Fair Decision-Making |
| Owner           |                             |
| Initiative type | Initiative                  |

**Conduct demographic analysis and adjust models to ensure equitable outcomes**

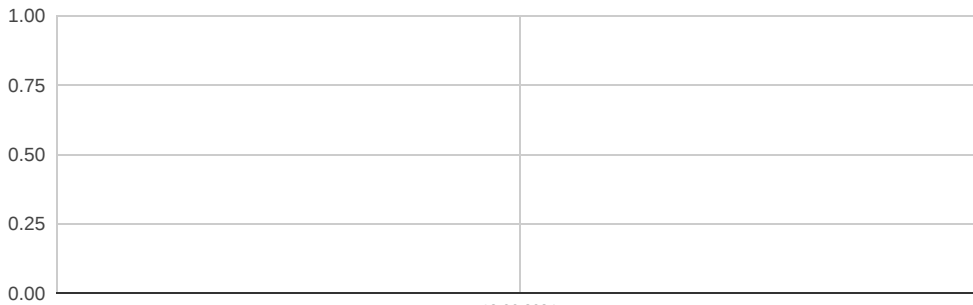
|                 |                             |
|-----------------|-----------------------------|
| Details         |                             |
| Parent          | Ensure Fair Decision-Making |
| Owner           |                             |
| Initiative type | Initiative                  |

**Disparate Impact Rate**

|                 |  |  |  |
|-----------------|--|--|--|
| Details         | (Number of disparate impact incidents / Total number of incidents evaluated) * 100 |  |  |
| Unit of measure |  |  |  |
| Owner           |  |  |  |
| Parent          | Ensure Fair Decision-Making  |  |  |

|              | Value | Target | Baseline | Progress |
|--------------|-------|--------|----------|----------|
| January 2024 |       |        |          |          |

**Disparate Impact Rate**  
Value, Score, 01-01-2024 - 12-06-2024



— Baseline — Value, Score — Target

**Outcome Fairness Score**

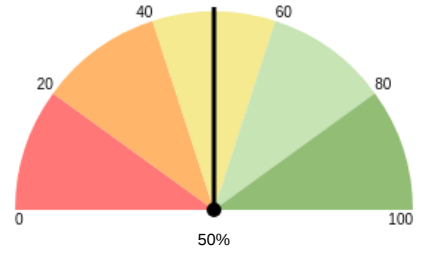
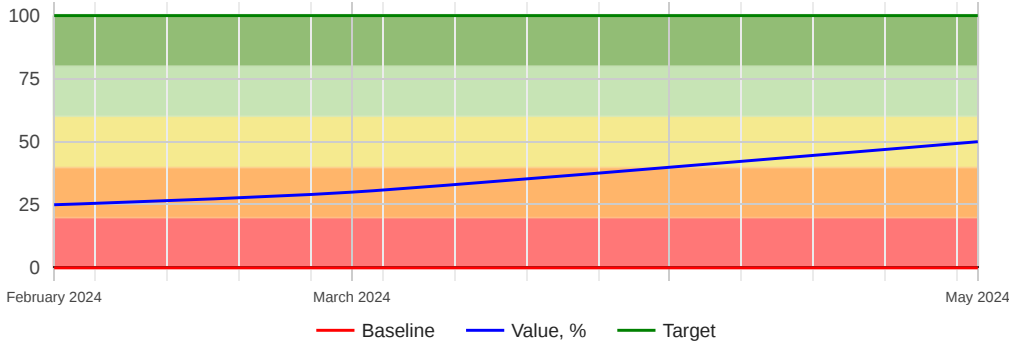
|                 |  |  |  |
|-----------------|--|--|--|
| Details         | Fairness score based on audit results or assessment criteria |  |  |
| Unit of measure | %  |  |  |
| Owner           |  |  |  |
| Parent          | Ensure Fair Decision-Making                                  |  |  |

|  | Value | Target | Baseline | Progress |
|--|-------|--------|----------|----------|
|  |       |        |          |          |

|               |      |       |     |      |
|---------------|------|-------|-----|------|
| February 2024 | 25 % | 100 % | 0 % | 25 % |
| March 2024    | 30 % | 100 % | 0 % | 30 % |
| May 2024      | 50 % | 100 % | 0 % | 50 % |

**Outcome Fairness Score**  
Value, %, 01-01-2024 - 12-06-2024

**Outcome Fairness Score**  
Value, %, June 2024

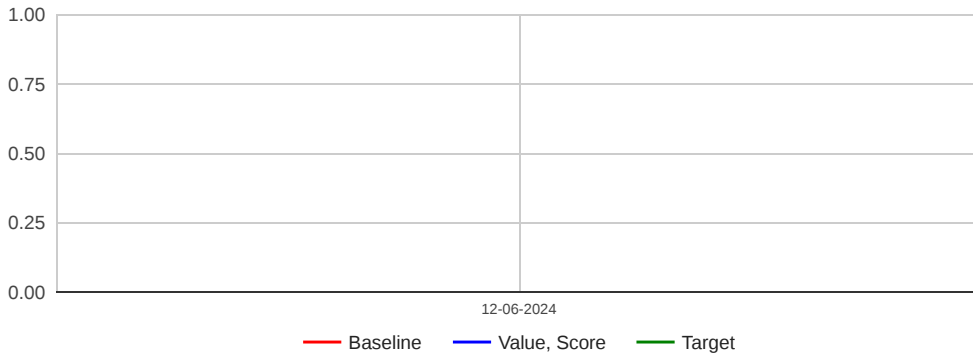


**Equity in Outcomes**

|                 |   |
|-----------------|---|
| Details         | Measure of outcome parity across different demographic groups |
| Unit of measure |   |
| Owner           |   |
| Parent          | Ensure Fair Decision-Making                                   |

|              | Value | Target | Baseline | Progress |
|--------------|-------|--------|----------|----------|
| January 2024 |       |        |          |          |

**Equity in Outcomes**  
Value, Score, 01-01-2024 - 12-06-2024






## Transparency and Explainability

|         |  |
|---------|--|
| Details |  |
|---------|--|


### Improve Decision Explainability

|              |                                 |
|--------------|---------------------------------|
| Details      |                                 |
| Owner        |                                 |
| Stakeholders |                                 |
| Parent       | Transparency and Explainability |


### Develop explainability tools that provide clear reasons for AI decisions

|                 |  |
|-----------------|--|
| Details         |  |
| Parent          | Improve Decision Explainability  |
| Owner           |  |
| Initiative type |  Initiative |

### Create user guides and training sessions to improve understanding of AI decision-making

|                 |  |
|-----------------|--|
| Details         |  |
| Parent          | Improve Decision Explainability  |
| Owner           |  |
| Initiative type |  Initiative |

### Collect and analyze user feedback to improve the clarity of AI decision explanations

|                 |  |
|-----------------|--|
| Details         |  |
| Parent          | Improve Decision Explainability  |
| Owner           |  |
| Initiative type |  Initiative |

### Explainability Rate

|                 |   |  |  |  |
|-----------------|---|--|--|--|
| Details         | (Number of decisions with explanations / Total number of decisions) * 100 |  |  |  |
| Unit of measure |   |  |  |  |
| Owner           |   |  |  |  |
| Parent          | Improve Decision Explainability   |  |  |  |

|              | Value | Target | Baseline | Progress |
|--------------|-------|--------|----------|----------|
| January 2024 |       |        |          |          |

**Explainability Rate**

Value, Score, 01-01-2024 - 12-06-2024

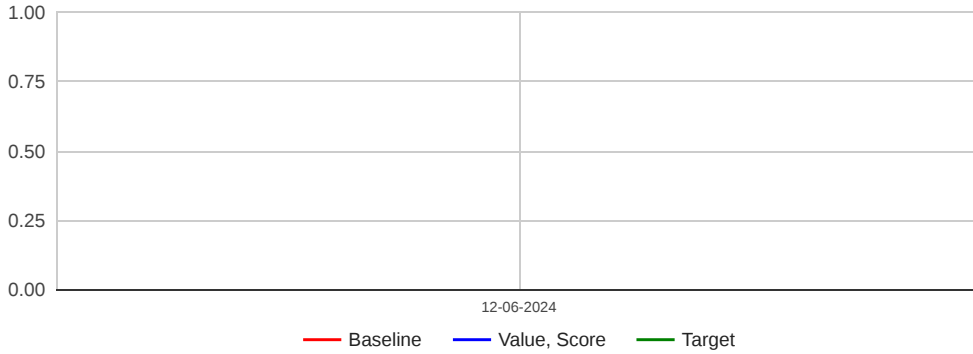


**User Understanding Score**

|              |   |                                 |          |          |          |
|--------------|---|---------------------------------|----------|----------|----------|
| 1.00         |   |                                 |          |          |          |
| Details      | Survey results measuring stakeholder understanding of AI decision processes |                                 |          |          |          |
| 0.75         | Unit of measure   |                                 |          |          |          |
| 0.50         | Owner   |                                 |          |          |          |
| 0.25         | Parent  | Improve Decision Explainability |          |          |          |
| 0.00         |   |                                 |          |          |          |
|              | Value   | 12-06-2024                      | Target   | Baseline | Progress |
| January 2024 | — Baseline  | — Value, Score                  | — Target |          |          |

**User Understanding Score**

Value, Score, 01-01-2024 - 12-06-2024

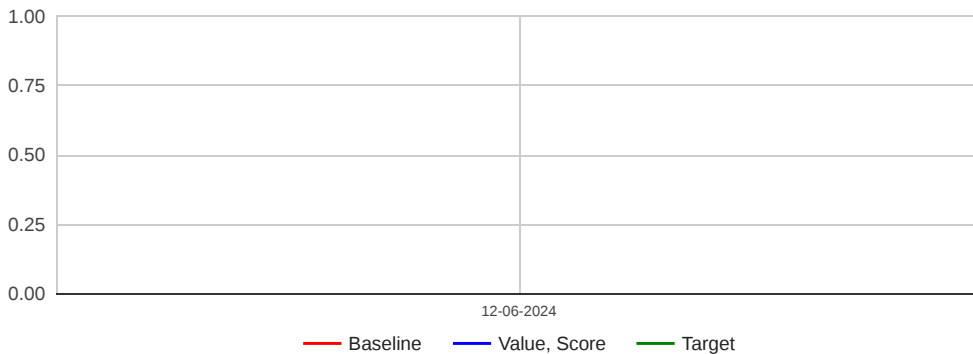


**Quality of Explanations**

|                 |  |        |          |          |  |
|-----------------|--|--------|----------|----------|--|
| Details         | Average rating of explanation clarity from user feedback |        |          |          |  |
| Unit of measure |  |        |          |          |  |
| Owner           |  |        |          |          |  |
| Parent          | Improve Decision Explainability                          |        |          |          |  |
|                 | Value  | Target | Baseline | Progress |  |
| January 2024    |  |        |          |          |  |

**Quality of Explanations**

Value, Score, 01-01-2024 - 12-06-2024




**Lack of Standardized Explanation Methods**

|              |                                 |  |  |  |  |
|--------------|---------------------------------|--|--|--|--|
| Details      |                                 |  |  |  |  |
| Owner        |                                 |  |  |  |  |
| Stakeholders |                                 |  |  |  |  |
| Parent       | Improve Decision Explainability |  |  |  |  |



**Standardization of Explanation Methods**

|                 |   |
|-----------------|---|
| Details         |   |
| Parent          | Lack of Standardized Explanation Methods  |
| Owner           |   |
| Initiative type |  Risk Mitigation |


### Enhance Transparency of AI Processes

|              |                                 |
|--------------|---------------------------------|
| Details      |                                 |
| Owner        |                                 |
| Stakeholders |                                 |
| Parent       | Transparency and Explainability |


### Publish transparency reports detailing AI processes and decision-making criteria

|                 |  |
|-----------------|--|
| Details         |  |
| Parent          | Enhance Transparency of AI Processes   |
| Owner           |  |
| Initiative type |  Initiative |

### Ensure all AI models are accompanied by detailed and comprehensive documentation

|                 |  |
|-----------------|--|
| Details         |  |
| Parent          | Enhance Transparency of AI Processes   |
| Owner           |  |
| Initiative type |  Initiative |

### Hold regular stakeholder engagement sessions to explain AI processes


|                 |  |
|-----------------|--|
| Details         |  |
| Parent          | Enhance Transparency of AI Processes   |
| Owner           |  |
| Initiative type |  Initiative |

### Transparency Score

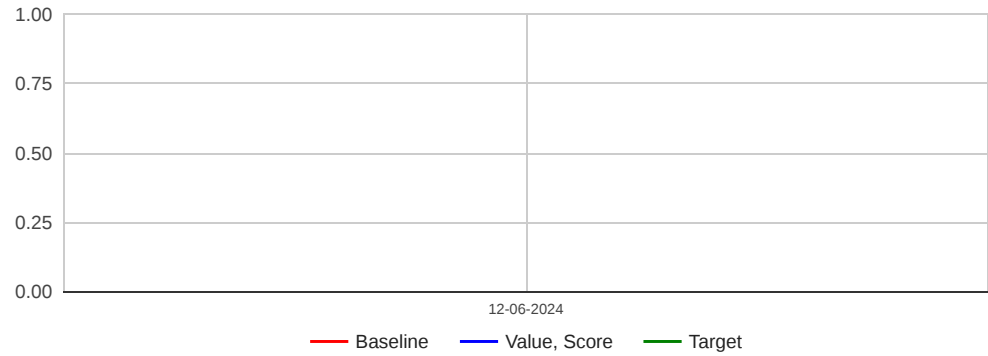
|                 |   |  |  |  |
|-----------------|---|--|--|--|
| Details         | Transparency score based on survey results or audit evaluations |  |  |  |
| Unit of measure |   |  |  |  |
| Owner           |   |  |  |  |
| Parent          | Enhance Transparency of AI Processes                            |  |  |  |

|              | Value | Target | Baseline | Progress |
|--------------|-------|--------|----------|----------|
| January 2024 |       |        |          |          |

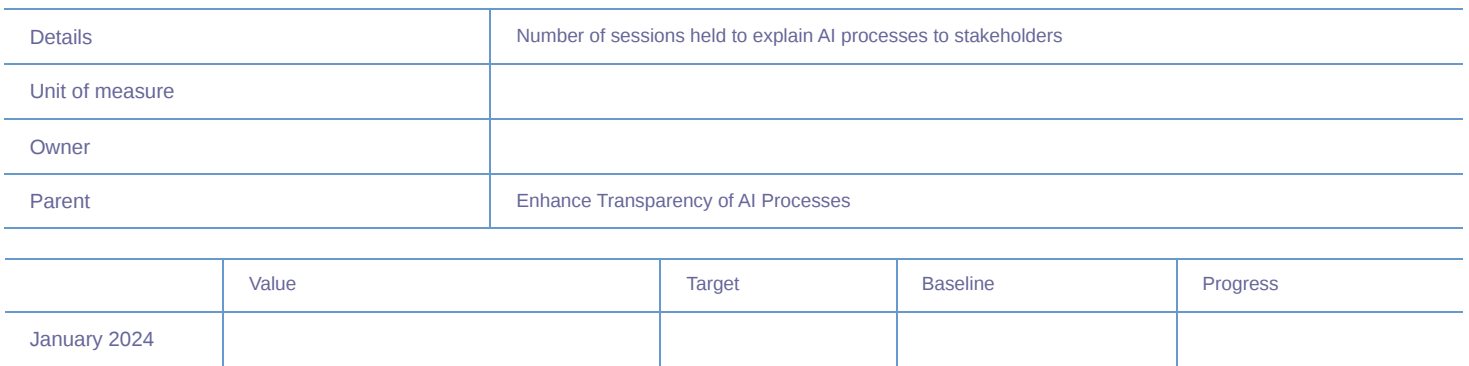
**Transparency Score**  
**Value, Score, 01-01-2024 - 12-06-2024**



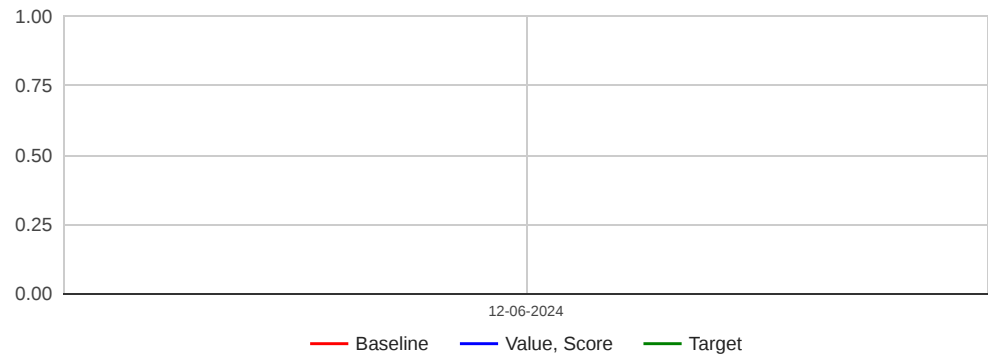
**Documentation Completeness**  
**Value, Score, 01-01-2024 - 12-06-2024**



**Stakeholder Engagement Sessions**



**Stakeholder Engagement Sessions**  
**Value, Score, 01-01-2024 - 12-06-2024**



**Regularly Communicate AI Decisions**

|              |                                 |
|--------------|---------------------------------|
| Details      |                                 |
| Owner        |                                 |
| Stakeholders |                                 |
| Parent       | Transparency and Explainability |

**Establish a communication plan to regularly update stakeholders on AI decisions**

|                 |                                    |
|-----------------|------------------------------------|
| Details         |                                    |
| Parent          | Regularly Communicate AI Decisions |
| Owner           |                                    |
| Initiative type | Initiative                         |

**Implement a feedback system to gather and act on stakeholder input regarding AI decisions**

|                 |                                    |
|-----------------|------------------------------------|
| Details         |                                    |
| Parent          | Regularly Communicate AI Decisions |
| Owner           |                                    |
| Initiative type | Initiative                         |

**Set up a dedicated team to respond promptly to stakeholder inquiries about AI decisions**

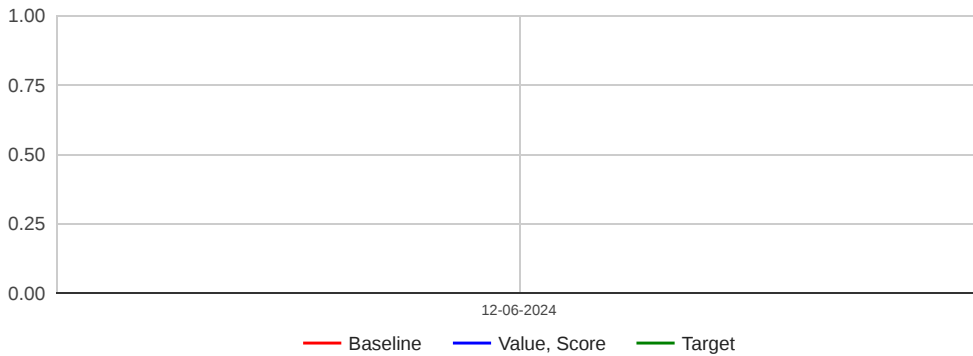
|                 |                                    |
|-----------------|------------------------------------|
| Details         |                                    |
| Parent          | Regularly Communicate AI Decisions |
| Owner           |                                    |
| Initiative type | Initiative                         |

**Communication Frequency**

|                 |   |
|-----------------|---|
| Details         | Number of communications regarding AI decisions per month |
| Unit of measure |   |
| Owner           |   |
| Parent          | Regularly Communicate AI Decisions                        |

|              | Value | Target | Baseline | Progress |
|--------------|-------|--------|----------|----------|
| January 2024 |       |        |          |          |

**Communication Frequency**  
Value, Score, 01-01-2024 - 12-06-2024



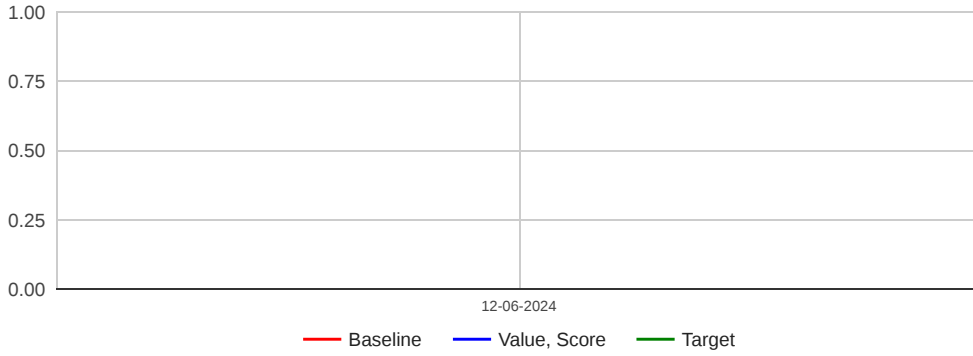
**Stakeholder Feedback Rate**

|                 |   |
|-----------------|---|
| Details         | Percentage of stakeholders providing feedback on AI decisions |
| Unit of measure |   |
| Owner           |   |
| Parent          | Regularly Communicate AI Decisions                            |

|  | Value | Target | Baseline | Progress |
|--|-------|--------|----------|----------|
|  |       |        |          |          |

January 2024

**Stakeholder Feedback Rate**  
Value, Score, 01-01-2024 - 12-06-2024

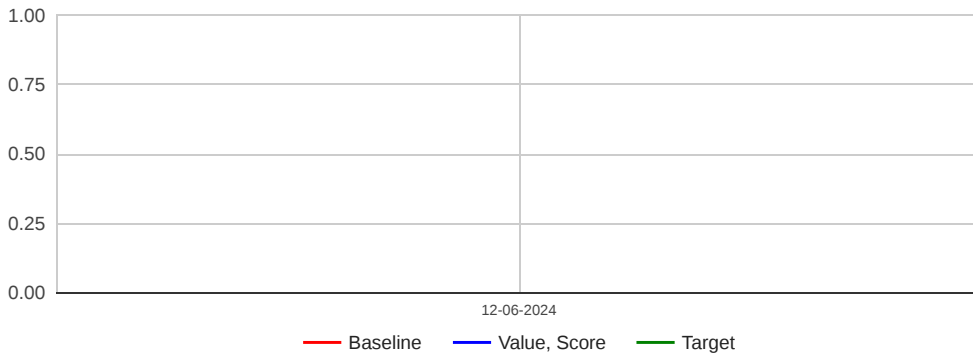


**Response Time to Inquiries**

|                 |   |
|-----------------|---|
| Details         | Average time taken to respond to stakeholder inquiries about AI decisions |
| Unit of measure |   |
| Owner           |   |
| Parent          | Regularly Communicate AI Decisions  |

|              | Value | Target | Baseline | Progress |
|--------------|-------|--------|----------|----------|
| January 2024 |       |        |          |          |

**Response Time to Inquiries**  
Value, Score, 01-01-2024 - 12-06-2024




|         |  |
|---------|--|
| Details |  |
|---------|--|


 **Establish Clear Responsibility Frameworks**

|              |                |
|--------------|----------------|
| Details      |                |
| Owner        |                |
| Stakeholders |                |
| Parent       | Accountability |


 **Create a responsibility matrix assigning specific roles for AI ethics and governance**

|                 |  |
|-----------------|--|
| Details         |  |
| Parent          | Establish Clear Responsibility Frameworks  |
| Owner           |  |
| Initiative type |  Initiative |

 **Develop and implement training programs focused on accountability in AI development**

|                 |  |
|-----------------|--|
| Details         |  |
| Parent          | Establish Clear Responsibility Frameworks  |
| Owner           |  |
| Initiative type |  Initiative |

 **Regularly review and update accountability policies to ensure adherence**

|                 |  |
|-----------------|--|
| Details         |  |
| Parent          | Establish Clear Responsibility Frameworks  |
| Owner           |  |
| Initiative type |  Initiative |

 **Responsibility Assignment Rate**

|                 |  |  |  |  |
|-----------------|--|--|--|--|
| Details         | (Number of AI projects with assigned responsibilities / Total number of AI projects) * 100 |  |  |  |
| Unit of measure |  |  |  |  |
| Owner           |  |  |  |  |
| Parent          | Establish Clear Responsibility Frameworks  |  |  |  |

|              | Value | Target | Baseline | Progress |
|--------------|-------|--------|----------|----------|
| January 2024 |       |        |          |          |

**Responsibility Assignment Rate**

Value, Score, 01-01-2024 - 12-06-2024

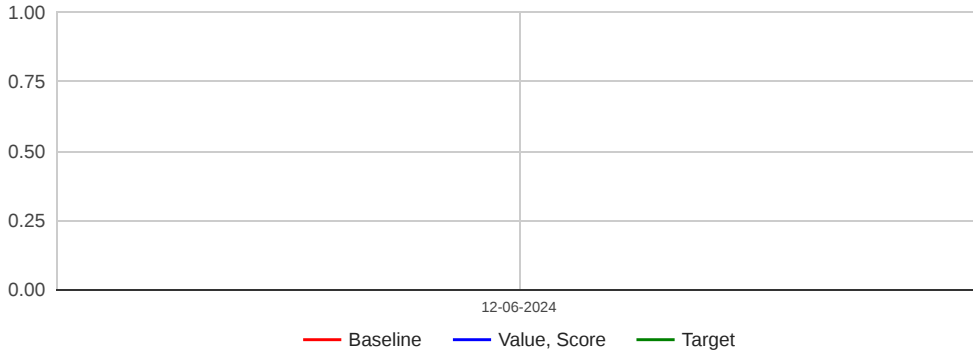


**Accountability Training Completion**

|              |  |                |          |          |
|--------------|--|----------------|----------|----------|
| 1.00         |  |                |          |          |
| Details      | Percentage of staff trained on accountability frameworks |                |          |          |
| 0.75         | Unit of measure  |                |          |          |
| 0.50         | Owner  |                |          |          |
| 0.25         | Parent   |                |          |          |
| 0.00         | Establish Clear Responsibility Frameworks                |                |          |          |
|              | Value  | 12-06-2024     | Target   | Baseline |
| January 2024 | — Baseline   | — Value, Score | — Target | Progress |

**Accountability Training Completion**

Value, Score, 01-01-2024 - 12-06-2024

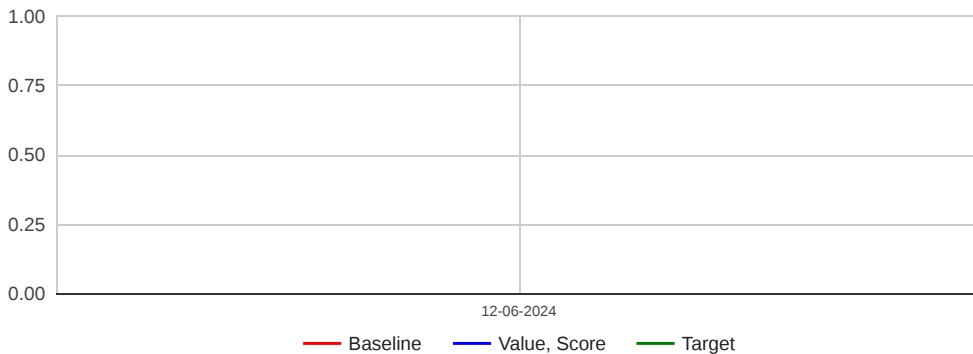


**Policy Adherence Rate**

|                 |   |        |          |          |
|-----------------|---|--------|----------|----------|
| Details         | (Number of AI projects adhering to accountability policies / Total number of AI projects) * 100 |        |          |          |
| Unit of measure |   |        |          |          |
| Owner           |   |        |          |          |
| Parent          | Establish Clear Responsibility Frameworks   |        |          |          |
|                 | Value   | Target | Baseline | Progress |
| January 2024    |   |        |          |          |

**Policy Adherence Rate**

Value, Score, 01-01-2024 - 12-06-2024



**Develop and Implement Incident Response Plans**

|              |                |
|--------------|----------------|
| Details      |                |
| Owner        |                |
| Stakeholders |                |
| Parent       | Accountability |

Create and regularly update incident response plans to ensure quick action on AI-related incidents



|                 |   |
|-----------------|---|
| Details         |   |
| Parent          | Develop and Implement Incident Response Plans |
| Owner           |   |
| Initiative type | Initiative                                    |

**Set up an incident management team to ensure timely resolution of AI-related incidents**

|                 |   |
|-----------------|---|
| Details         |   |
| Parent          | Develop and Implement Incident Response Plans |
| Owner           |   |
| Initiative type | Initiative                                    |

**Establish a clear and accessible reporting mechanism for AI-related incidents**

|                 |   |
|-----------------|---|
| Details         |   |
| Parent          | Develop and Implement Incident Response Plans |
| Owner           |   |
| Initiative type | Initiative                                    |

**Incident Response Time**

|                 |   |
|-----------------|---|
| Details         | Average time taken to respond to incidents    |
| Unit of measure |   |
| Owner           |   |
| Parent          | Develop and Implement Incident Response Plans |

|              | Value | Target | Baseline | Progress |
|--------------|-------|--------|----------|----------|
| January 2024 |       |        |          |          |

**Incident Response Time**  
Value, Score, 01-01-2024 - 12-06-2024



— Baseline    — Value, Score    — Target

**Incident Resolution Rate**

|                 |  |
|-----------------|--|
| Details         | $(\text{Number of incidents resolved} / \text{Total number of incidents}) * 100$ |
| Unit of measure |  |
| Owner           |  |
| Parent          | Develop and Implement Incident Response Plans                                    |

|              | Value | Target | Baseline | Progress |
|--------------|-------|--------|----------|----------|
| January 2024 |       |        |          |          |

**Incident Resolution Rate**  
Value, Score, 01-01-2024 - 12-06-2024



**Incident Report Frequency** — Baseline — Value, Score — Target

|                 |   |
|-----------------|---|
| Details         | Number of incidents reported per quarter      |
| Unit of measure |   |
| Owner           |   |
| Parent          | Develop and Implement Incident Response Plans |

|              | Value | Target | Baseline | Progress |
|--------------|-------|--------|----------|----------|
| January 2024 |       |        |          |          |

**Incident Report Frequency**  
Value, Score, 01-01-2024 - 12-06-2024



— Baseline — Value, Score — Target

**Delayed Response to Incidents**

|              |   |
|--------------|---|
| Details      |   |
| Owner        |   |
| Stakeholders |   |
| Parent       | Develop and Implement Incident Response Plans |

**Predefined Response Protocols**

|                 |                               |
|-----------------|-------------------------------|
| Details         |                               |
| Parent          | Delayed Response to Incidents |
| Owner           |                               |
| Initiative type | Risk Mitigation               |

**Regular Accountability Audits**

|              |                |
|--------------|----------------|
| Details      |                |
| Owner        |                |
| Stakeholders |                |
| Parent       | Accountability |

**Schedule and conduct regular audits to ensure AI accountability practices are followed**

|                 |                               |
|-----------------|-------------------------------|
| Details         |                               |
| Parent          | Regular Accountability Audits |
| Owner           |                               |
| Initiative type | Initiative                    |

**Develop a checklist for compliance audits to ensure all projects meet accountability standards**

|                 |                               |
|-----------------|-------------------------------|
| Details         |                               |
| Parent          | Regular Accountability Audits |
| Owner           |                               |
| Initiative type | Initiative                    |

**Track and implement audit improvement suggestions to continuously improve AI governance**

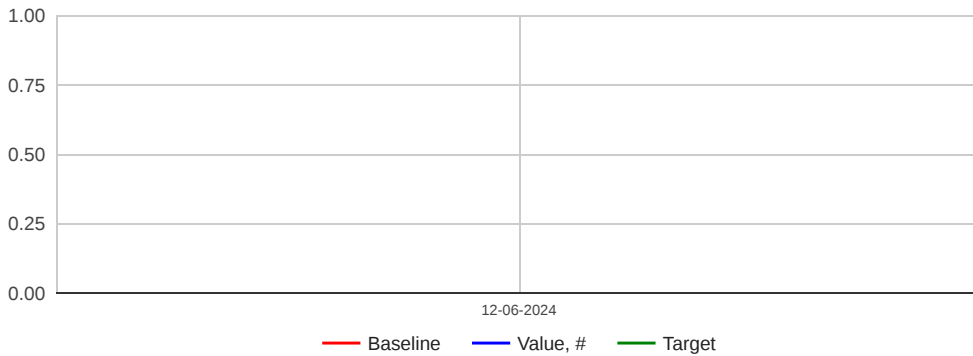
|                 |                               |
|-----------------|-------------------------------|
| Details         |                               |
| Parent          | Regular Accountability Audits |
| Owner           |                               |
| Initiative type | Initiative                    |

**Number of accountability audits conducted per year**

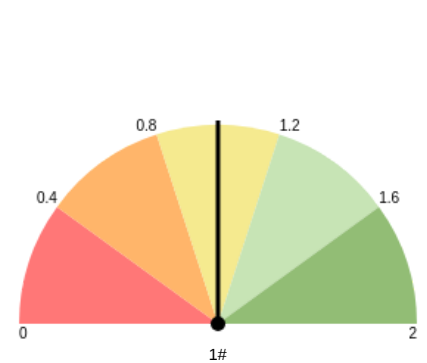
|                 |                               |
|-----------------|-------------------------------|
| Details         |                               |
| Unit of measure | #                             |
| Owner           |                               |
| Parent          | Regular Accountability Audits |

|              | Value | Target | Baseline | Progress |
|--------------|-------|--------|----------|----------|
| January 2024 | 1 #   | 2 #    |          |          |

**Number of accountability audits conducted per year**  
Value, #, 01-01-2024 - 12-06-2024



**Number of accountability audits conducted per year**  
Value, #, June 2024



**Audit Compliance Rate**

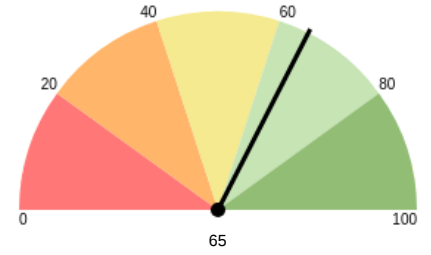
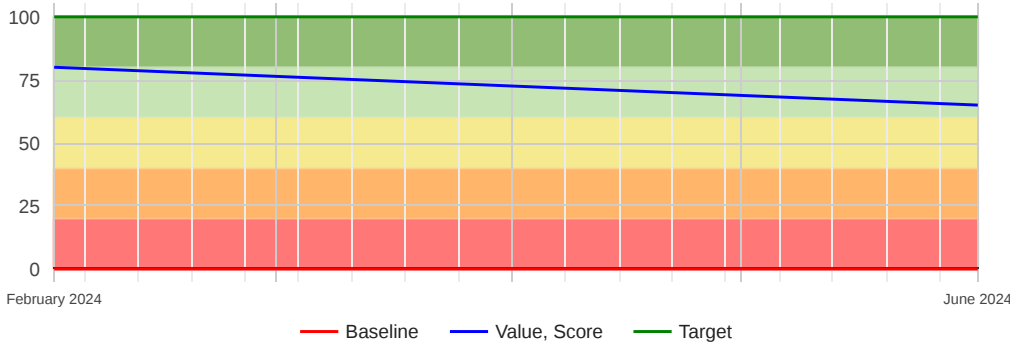
|                 |   |
|-----------------|---|
| Details         | (Number of compliant projects / Total number of projects audited) * 100 |
| Unit of measure |   |
| Owner           |   |
| Parent          | Regular Accountability Audits   |

|  | Value | Target | Baseline | Progress |
|--|-------|--------|----------|----------|
|--|-------|--------|----------|----------|

|               |    |     |   |      |
|---------------|----|-----|---|------|
| February 2024 | 80 | 100 | 0 | 80 % |
| June 2024     | 65 | 100 | 0 | 65 % |

**Audit Compliance Rate**  
Value, Score, 01-01-2024 - 12-06-2024

**Audit Compliance Rate**  
Value, Score, June 2024

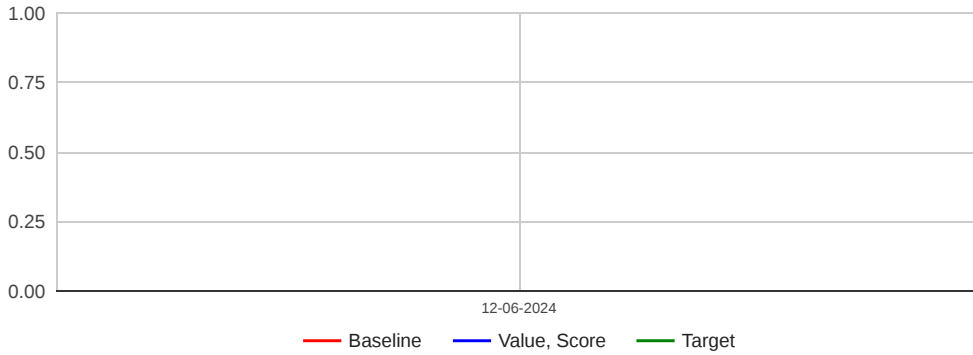


**Audit Improvement Suggestions Implemented**

|                 |  |
|-----------------|--|
| Details         | (Number of suggestions implemented / Total number of suggestions made) * 100 |
| Unit of measure |  |
| Owner           |  |
| Parent          | Regular Accountability Audits  |

|              | Value | Target | Baseline | Progress |
|--------------|-------|--------|----------|----------|
| January 2024 |       |        |          |          |

**Audit Improvement Suggestions Implemented**  
Value, Score, 01-01-2024 - 12-06-2024




|         |  |
|---------|--|
| Details |  |
|---------|--|


 Protect User Privacy

|              |            |
|--------------|------------|
| Details      |            |
| Owner        |            |
| Stakeholders |            |
| Parent       | Compliance |


 Develop and enforce a data anonymization policy for all personal data used in AI systems

|                 |  |
|-----------------|--|
| Details         |  |
| Parent          | Protect User Privacy   |
| Owner           |  |
| Initiative type |  Initiative |

 Establish a rapid response team for addressing privacy breaches immediately

|                 |  |
|-----------------|--|
| Details         |  |
| Parent          | Protect User Privacy   |
| Owner           |  |
| Initiative type |  Initiative |

 Conduct regular compliance checks to ensure all systems adhere to privacy regulations


|                 |  |
|-----------------|--|
| Details         |  |
| Parent          | Protect User Privacy   |
| Owner           |  |
| Initiative type |  Initiative |

 Data Anonymization Rate

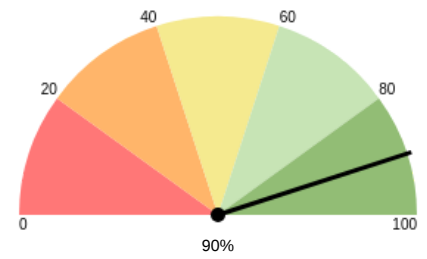
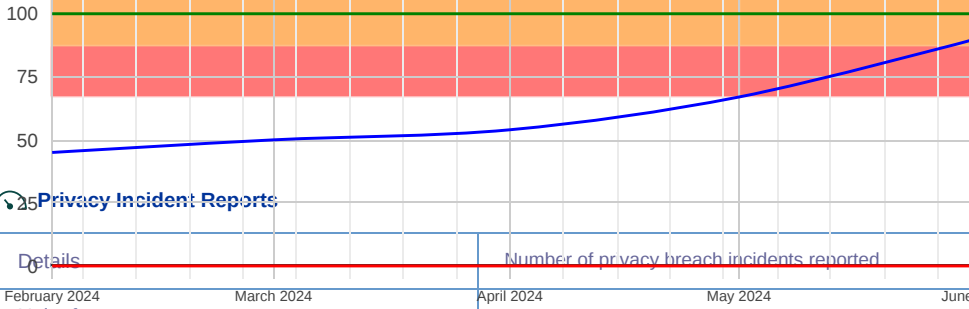
|                 |   |
|-----------------|---|
| Details         | (Amount of anonymized data / Total amount of personal data) * 100 |
| Unit of measure | %   |
| Owner           |   |
| Parent          | Protect User Privacy  |

|               | Value   | Target  | Baseline                                      | Progress  |
|---------------|---|---|---|---|
| February 2024 | <div style="width: 45%;"><div></div></div> 45 % | <div style="width: 100%;"><div></div></div> 100 % | <div style="width: 0%;"><div></div></div> 0 % | <div style="width: 45%;"><div></div></div> 45 % |
| March 2024    | <div style="width: 50%;"><div></div></div> 50 % | <div style="width: 100%;"><div></div></div> 100 % | <div style="width: 0%;"><div></div></div> 0 % | <div style="width: 50%;"><div></div></div> 50 % |
| April 2024    | <div style="width: 54%;"><div></div></div> 54 % | <div style="width: 100%;"><div></div></div> 100 % | <div style="width: 0%;"><div></div></div> 0 % | <div style="width: 54%;"><div></div></div> 54 % |
| May 2024      | <div style="width: 67%;"><div></div></div> 67 % | <div style="width: 100%;"><div></div></div> 100 % | <div style="width: 0%;"><div></div></div> 0 % | <div style="width: 67%;"><div></div></div> 67 % |
| June 2024     | <div style="width: 90%;"><div></div></div> 90 % | <div style="width: 100%;"><div></div></div> 100 % | <div style="width: 0%;"><div></div></div> 0 % | <div style="width: 90%;"><div></div></div> 90 % |

**Data Anonymization Rate**  
Value, %, June 2024



**Data Anonymization Rate**  
Value, %, 01-01-2024 - 12-06-2024

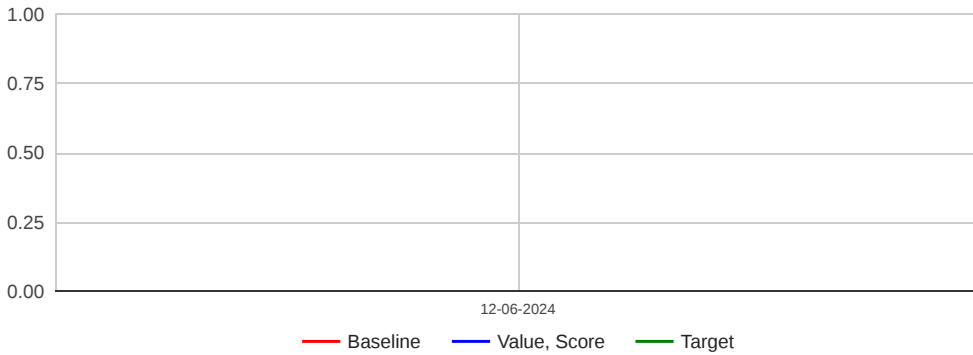


**Privacy Incident Reports**

|                 |            |   |            |           |
|-----------------|------------|---|------------|-----------|
| Details         |            | Number of privacy breach incidents reported |            |           |
| February 2024   | March 2024 | April 2024                                  | May 2024   | June 2024 |
| Unit of measure |            | — Baseline                                  | — Value, % | — Target  |
| Owner           |            |   |            |           |
| Parent          |            | Protect User Privacy                        |            |           |

|              | Value | Target | Baseline | Progress |
|--------------|-------|--------|----------|----------|
| January 2024 |       |        |          |          |

**Privacy Incident Reports**  
Value, Score, 01-01-2024 - 12-06-2024

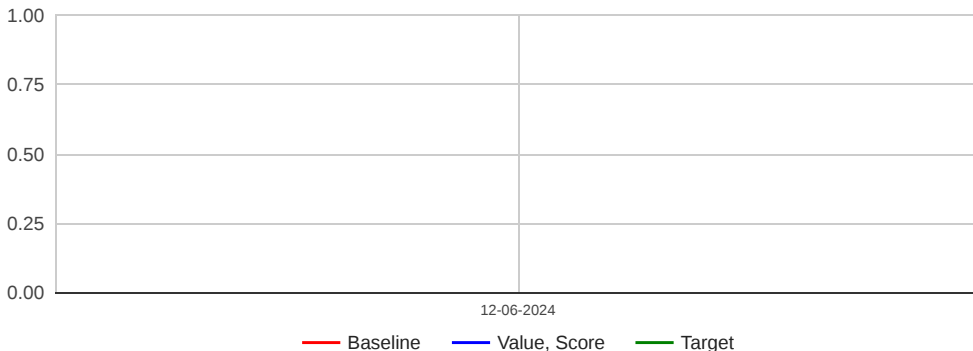


**Compliance with Privacy Regulations**

|                 |  |   |  |  |
|-----------------|--|---|--|--|
| Details         |  | $(\text{Number of compliant systems} / \text{Total number of systems}) * 100$ |  |  |
| Unit of measure |  |   |  |  |
| Owner           |  |   |  |  |
| Parent          |  | Protect User Privacy  |  |  |

|              | Value | Target | Baseline | Progress |
|--------------|-------|--------|----------|----------|
| January 2024 |       |        |          |          |

**Compliance with Privacy Regulations**  
Value, Score, 01-01-2024 - 12-06-2024




**Data Breaches and Unauthorized Access**

|         |  |  |  |  |
|---------|--|--|--|--|
| Details |  |  |  |  |
|---------|--|--|--|--|

|              |                      |
|--------------|----------------------|
| Owner        |                      |
| Stakeholders |                      |
| Parent       | Protect User Privacy |


### Regular Security Audits

|                 |   |
|-----------------|---|
| Details         |   |
| Parent          | Data Breaches and Unauthorized Access   |
| Owner           |   |
| Initiative type |  Risk Mitigation |


### Track compliance with relevant laws and regulations

|              |            |
|--------------|------------|
| Details      |            |
| Owner        |            |
| Stakeholders |            |
| Parent       | Compliance |


### Conduct regular compliance audits to ensure adherence to relevant laws and regulations

|                 |  |
|-----------------|--|
| Details         |  |
| Parent          | Track compliance with relevant laws and regulations  |
| Owner           |  |
| Initiative type |  Initiative |

### Develop a schedule for regular compliance audits

|                 |  |
|-----------------|--|
| Details         |  |
| Parent          | Track compliance with relevant laws and regulations  |
| Owner           |  |
| Initiative type |  Initiative |

### Implement compliance training programs to educate staff about relevant laws and regulations

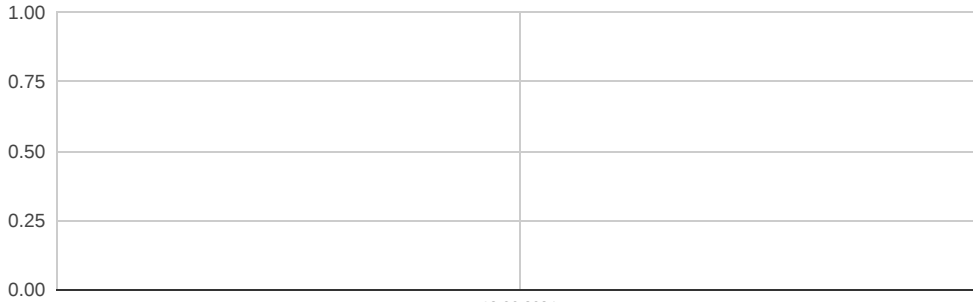
|                 |  |
|-----------------|--|
| Details         |  |
| Parent          | Track compliance with relevant laws and regulations  |
| Owner           |  |
| Initiative type |  Initiative |

### Compliance Rate

|                 |   |  |  |  |
|-----------------|---|--|--|--|
| Details         | (Number of compliant systems / Total number of systems) * 100 |  |  |  |
| Unit of measure |   |  |  |  |
| Owner           |   |  |  |  |
| Parent          | Track compliance with relevant laws and regulations           |  |  |  |

|              | Value | Target | Baseline | Progress |
|--------------|-------|--------|----------|----------|
| January 2024 |       |        |          |          |

**Compliance Rate**  
Value, Score, 01-01-2024 - 12-06-2024

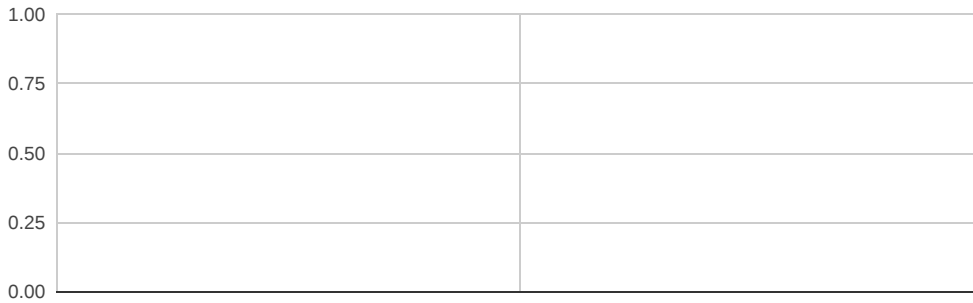


**Number of Compliance Audits** 12-06-2024  
— Baseline — Value, Score — Target

|                 |   |
|-----------------|---|
| Details         | Total number of compliance audits conducted         |
| Unit of measure |   |
| Owner           |   |
| Parent          | Track compliance with relevant laws and regulations |

|              | Value | Target | Baseline | Progress |
|--------------|-------|--------|----------|----------|
| January 2024 |       |        |          |          |

**Number of Compliance Audits**  
Value, Score, 01-01-2024 - 12-06-2024



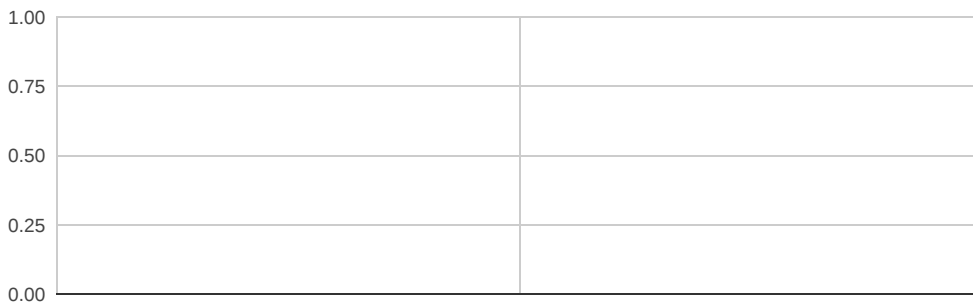
12-06-2024  
— Baseline — Value, Score — Target

**Regulatory Penalties**

|                 |   |
|-----------------|---|
| Details         | Total value of regulatory penalties incurred        |
| Unit of measure |   |
| Owner           |   |
| Parent          | Track compliance with relevant laws and regulations |

|              | Value | Target | Baseline | Progress |
|--------------|-------|--------|----------|----------|
| January 2024 |       |        |          |          |

**Regulatory Penalties**  
Value, Score, 01-01-2024 - 12-06-2024



12-06-2024  
— Baseline — Value, Score — Target



|              |            |
|--------------|------------|
| Details      |            |
| Owner        |            |
| Stakeholders |            |
| Parent       | Compliance |

**Regularly review and update data privacy policies to align with current regulations**

|                 |  |
|-----------------|--|
| Details         |  |
| Parent          | Ensure all data handling processes comply with privacy regulations |
| Owner           |  |
| Initiative type | Initiative   |

**Implement robust data protection measures and conduct regular security assessments**

|                 |  |
|-----------------|--|
| Details         |  |
| Parent          | Ensure all data handling processes comply with privacy regulations |
| Owner           |  |
| Initiative type | Initiative   |

**Develop and apply data anonymization techniques to protect personal information**

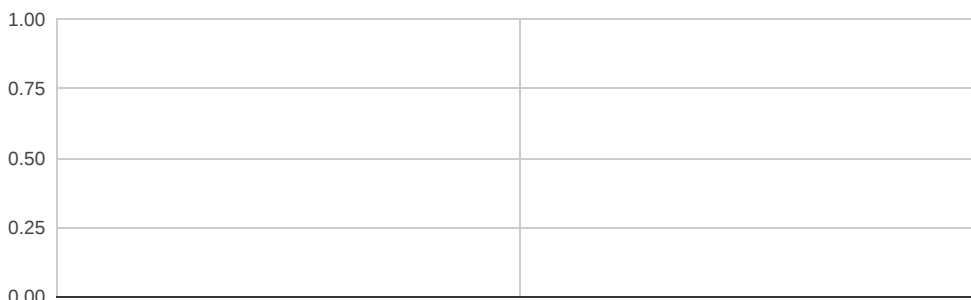
|                 |  |
|-----------------|--|
| Details         |  |
| Parent          | Ensure all data handling processes comply with privacy regulations |
| Owner           |  |
| Initiative type | Initiative   |

**Privacy Compliance Rate**

|                 |   |  |  |  |
|-----------------|---|--|--|--|
| Details         | (Number of compliant data handling processes / Total number of data handling processes) * 100 |  |  |  |
| Unit of measure |   |  |  |  |
| Owner           |   |  |  |  |
| Parent          | Ensure all data handling processes comply with privacy regulations                            |  |  |  |

|              | Value | Target | Baseline | Progress |
|--------------|-------|--------|----------|----------|
| January 2024 |       |        |          |          |

**Privacy Compliance Rate**  
Value, Score, 01-01-2024 - 12-06-2024



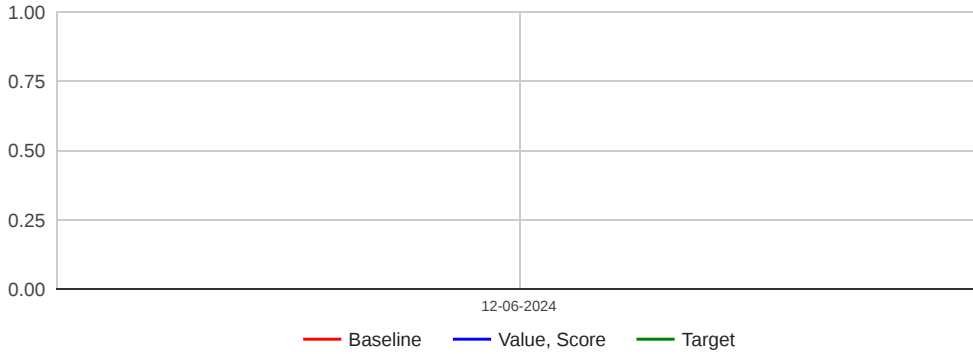
— Baseline — Value, Score — Target

**Data Breach Incidents**

|                 |  |
|-----------------|--|
| Details         | Total number of data breach incidents reported |
| Unit of measure |  |

|              |  |        |          |          |
|--------------|--|--------|----------|----------|
| Owner        |  |        |          |          |
| Parent       | Ensure all data handling processes comply with privacy regulations |        |          |          |
|              |  |        |          |          |
|              | Value  | Target | Baseline | Progress |
| January 2024 |  |        |          |          |

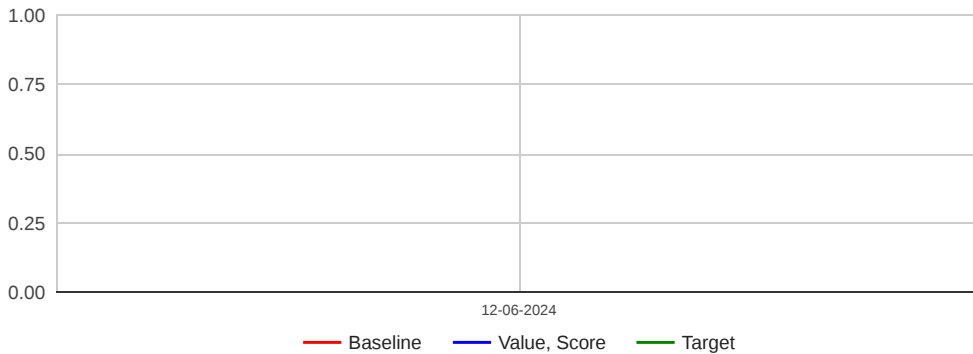
**Data Breach Incidents**  
**Value, Score, 01-01-2024 - 12-06-2024**



**Data Anonymization Rate**

|                 |  |        |          |          |
|-----------------|--|--------|----------|----------|
| Details         | (Amount of anonymized data / Total amount of personal data) * 100  |        |          |          |
| Unit of measure |  |        |          |          |
| Owner           |  |        |          |          |
| Parent          | Ensure all data handling processes comply with privacy regulations |        |          |          |
|                 |  |        |          |          |
|                 | Value  | Target | Baseline | Progress |
| January 2024    |  |        |          |          |

**Data Anonymization Rate**  
**Value, Score, 01-01-2024 - 12-06-2024**




**Ensure AI systems are secure and resilient to threats**

|              |            |
|--------------|------------|
| Details      |            |
| Owner        |            |
| Stakeholders |            |
| Parent       | Compliance |


**Develop and enforce security policies aligned with industry standards**

|                 |   |
|-----------------|---|
| Details         |   |
| Parent          | Ensure AI systems are secure and resilient to threats |
| Owner           |   |
| Initiative type | Initiative  |

 **Conduct regular security assessments and vulnerability scans**

|                 |  |
|-----------------|--|
| Details         |  |
| Parent          | Ensure AI systems are secure and resilient to threats  |
| Owner           |  |
| Initiative type |  Initiative |

 **Establish and maintain an incident response team to handle security incidents promptly**

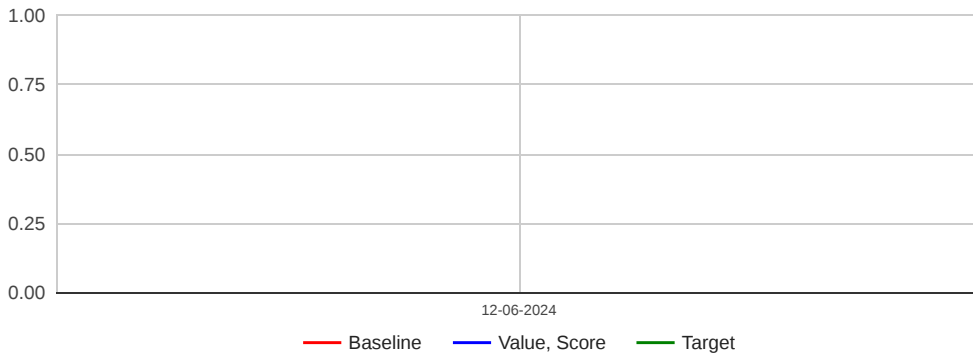
|                 |  |
|-----------------|--|
| Details         |  |
| Parent          | Ensure AI systems are secure and resilient to threats  |
| Owner           |  |
| Initiative type |  Initiative |

 **Security Compliance Rate**

|                 |  |  |  |  |
|-----------------|--|--|--|--|
| Details         | (Number of systems meeting security standards / Total number of systems) * 100 |  |  |  |
| Unit of measure |  |  |  |  |
| Owner           |  |  |  |  |
| Parent          | Ensure AI systems are secure and resilient to threats                          |  |  |  |

|              | Value | Target | Baseline | Progress |
|--------------|-------|--------|----------|----------|
| January 2024 |       |        |          |          |

**Security Compliance Rate**  
Value, Score, 01-01-2024 - 12-06-2024




 **Number of Security Assessments**

|                 |   |  |  |  |
|-----------------|---|--|--|--|
| Details         | Total number of security assessments conducted        |  |  |  |
| Unit of measure |   |  |  |  |
| Owner           |   |  |  |  |
| Parent          | Ensure AI systems are secure and resilient to threats |  |  |  |

|              | Value | Target | Baseline | Progress |
|--------------|-------|--------|----------|----------|
| January 2024 |       |        |          |          |

**Number of Security Assessments**  
**Value, Score, 01-01-2024 - 12-06-2024**



**Incident Response Time**

|                 |  |   |
|-----------------|--|---|
| 0.50            |  |   |
| Details         | Average time taken to respond to security incidents  |   |
| 0.25            |  |   |
| Unit of measure |  |   |
| 0.00            |  |   |
| Owner           | 12-06-2024   |   |
| Parent          | <span style="color: red;">—</span> Baseline <span style="color: blue;">—</span> Value, Score <span style="color: green;">—</span> Target | Ensure AI Systems are secure and resilient to threats |

|              | Value | Target | Baseline | Progress |
|--------------|-------|--------|----------|----------|
| January 2024 |       |        |          |          |

**Incident Response Time**  
**Value, Score, 01-01-2024 - 12-06-2024**



— Baseline   
 — Value, Score   
 — Target


## Monitoring and Evaluation

|         |  |
|---------|--|
| Details |  |
|---------|--|


### Track and maintain high performance and accuracy of AI models over time

|              |                           |
|--------------|---------------------------|
| Details      |                           |
| Owner        |                           |
| Stakeholders |                           |
| Parent       | Monitoring and Evaluation |


### Implement automated systems for continuous monitoring of model performance

|                 |  |
|-----------------|--|
| Details         |  |
| Parent          | Track and maintain high performance and accuracy of AI models over time                      |
| Owner           |  |
| Initiative type |  Initiative |

### Schedule regular audits to review and assess AI model performance and accuracy

|                 |  |
|-----------------|--|
| Details         |  |
| Parent          | Track and maintain high performance and accuracy of AI models over time                        |
| Owner           |  |
| Initiative type |  Initiative |

### Develop detailed performance reports to be reviewed by stakeholders on a quarterly basis

|                 |  |
|-----------------|--|
| Details         |  |
| Parent          | Track and maintain high performance and accuracy of AI models over time                        |
| Owner           |  |
| Initiative type |  Initiative |

### Model Performance Score

|                 |   |  |  |  |
|-----------------|---|--|--|--|
| Details         | (Correct predictions / Total predictions) * 100                         |  |  |  |
| Unit of measure |   |  |  |  |
| Owner           |   |  |  |  |
| Parent          | Track and maintain high performance and accuracy of AI models over time |  |  |  |

|              | Value | Target | Baseline | Progress |
|--------------|-------|--------|----------|----------|
| January 2024 |       |        |          |          |

**Model Performance Score**

Value, Score, 01-01-2024 - 12-06-2024

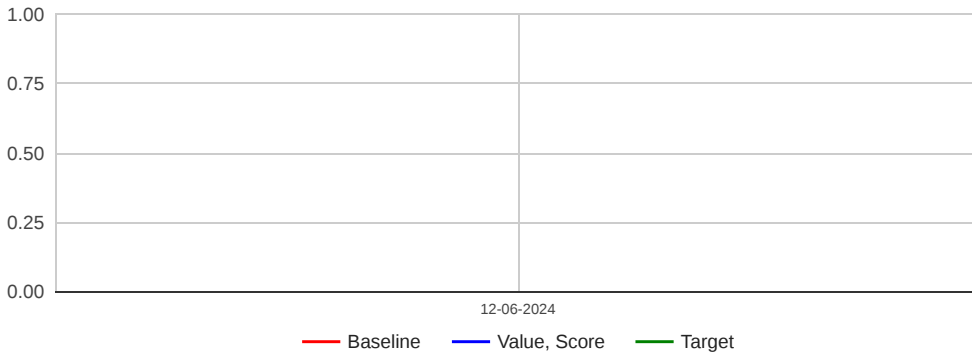


**Error Rate**

|                 |   |                |          |          |
|-----------------|---|----------------|----------|----------|
| 1.00            |   |                |          |          |
| Details         | (Number of incorrect predictions / Total predictions) * 100             |                |          |          |
| 0.75            |   |                |          |          |
| Unit of measure |   |                |          |          |
| 0.50            |   |                |          |          |
| Owner           |   |                |          |          |
| 0.25            |   |                |          |          |
| Parent          | Track and maintain high performance and accuracy of AI models over time |                |          |          |
| 0.00            |   |                |          |          |
|                 | Value   | 12-06-2024     | Target   | Baseline |
| January 2024    | — Baseline  | — Value, Score | — Target | Progress |

**Error Rate**

Value, Score, 01-01-2024 - 12-06-2024

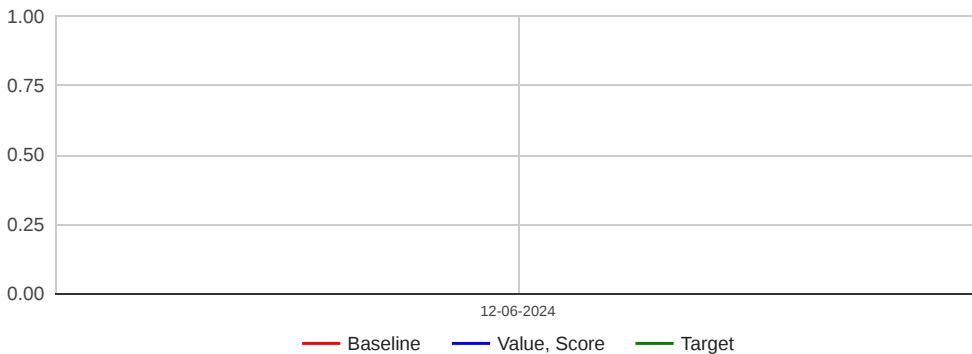


**Model Drift**

|                 |   |        |          |          |
|-----------------|---|--------|----------|----------|
| Details         | Performance score at time T2 - Performance score at time T1             |        |          |          |
| Unit of measure |   |        |          |          |
| Owner           |   |        |          |          |
| Parent          | Track and maintain high performance and accuracy of AI models over time |        |          |          |
|                 | Value   | Target | Baseline | Progress |
| January 2024    |   |        |          |          |

**Model Drift**

Value, Score, 01-01-2024 - 12-06-2024



**Continuously monitor AI systems for potential biases and ensure fairness**

|              |                           |
|--------------|---------------------------|
| Details      |                           |
| Owner        |                           |
| Stakeholders |                           |
| Parent       | Monitoring and Evaluation |



**Implement bias detection tools and processes to regularly evaluate models for bias**

|                 |  |
|-----------------|--|
| Details         |  |
| Parent          | Continuously monitor AI systems for potential biases and ensure fairness |
| Owner           |  |
| Initiative type | 📅 Initiative   |

**📅 Develop and deploy bias mitigation strategies such as reweighting and adversarial debiasing**

|                 |  |
|-----------------|--|
| Details         |  |
| Parent          | Continuously monitor AI systems for potential biases and ensure fairness |
| Owner           |  |
| Initiative type | 📅 Initiative   |

**📅 Conduct fairness audits and adjust models based on audit findings**

|                 |  |
|-----------------|--|
| Details         |  |
| Parent          | Continuously monitor AI systems for potential biases and ensure fairness |
| Owner           |  |
| Initiative type | 📅 Initiative   |

**🔄 Bias Detection Rate**

|                 |  |
|-----------------|--|
| Details         | (Number of models evaluated for bias / Total number of models) * 100     |
| Unit of measure |  |
| Owner           |  |
| Parent          | Continuously monitor AI systems for potential biases and ensure fairness |

|              | Value | Target | Baseline | Progress |
|--------------|-------|--------|----------|----------|
| January 2024 |       |        |          |          |

**Bias Detection Rate**  
Value, Score, 01-01-2024 - 12-06-2024



— Baseline — Value, Score — Target

**🔄 Bias Mitigation Rate**

|                 |  |
|-----------------|--|
| Details         | (Number of biases mitigated / Total number of biases detected) * 100     |
| Unit of measure |  |
| Owner           |  |
| Parent          | Continuously monitor AI systems for potential biases and ensure fairness |

|              | Value | Target | Baseline | Progress |
|--------------|-------|--------|----------|----------|
| January 2024 |       |        |          |          |

**Bias Mitigation Rate**  
Value, Score, 01-01-2024 - 12-06-2024



**Fairness Score**

— Baseline — Value, Score — Target

|                 |  |
|-----------------|--|
| Details         | Average fairness score based on predefined criteria                      |
| Unit of measure |  |
| Owner           |  |
| Parent          | Continuously monitor AI systems for potential biases and ensure fairness |

|              | Value | Target | Baseline | Progress |
|--------------|-------|--------|----------|----------|
| January 2024 |       |        |          |          |

**Fairness Score**  
Value, Score, 01-01-2024 - 12-06-2024



— Baseline — Value, Score — Target

**Monitor AI systems for security vulnerabilities and threats**

|              |                           |
|--------------|---------------------------|
| Details      |                           |
| Owner        |                           |
| Stakeholders |                           |
| Parent       | Monitoring and Evaluation |

**Implement continuous security monitoring and automated threat detection systems**

|                 |   |
|-----------------|---|
| Details         |   |
| Parent          | Monitor AI systems for security vulnerabilities and threats |
| Owner           |   |
| Initiative type | 📅 Initiative  |

**Develop and maintain an incident response team dedicated to AI security**

|                 |   |
|-----------------|---|
| Details         |   |
| Parent          | Monitor AI systems for security vulnerabilities and threats |
| Owner           |   |
| Initiative type | 📅 Initiative  |



## Conduct regular security audits and ensure compliance with industry standards

|                 |   |
|-----------------|---|
| Details         |   |
| Parent          | Monitor AI systems for security vulnerabilities and threats |
| Owner           |   |
| Initiative type | Initiative  |

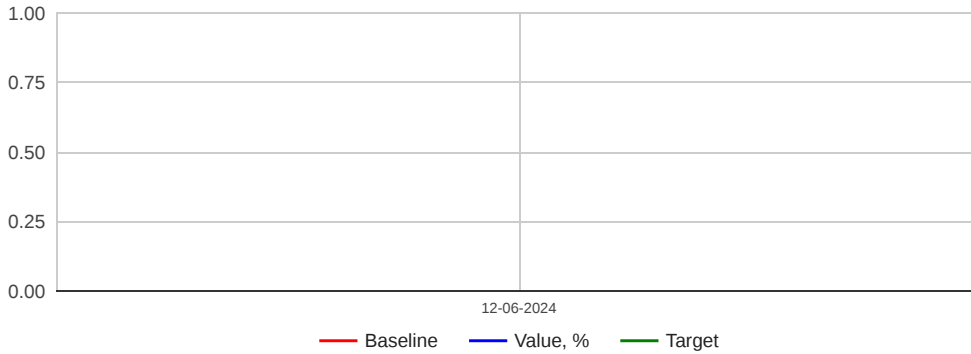
### Security Incident Rate

|                 |   |
|-----------------|---|
| Details         | (Number of security incidents / Total number of monitoring periods) * 100 |
| Unit of measure | %   |
| Owner           |   |
| Parent          | Monitor AI systems for security vulnerabilities and threats               |

|              | Value | Target | Baseline | Progress |
|--------------|-------|--------|----------|----------|
| January 2024 |       |        |          |          |

#### Security Incident Rate

Value, %, 01-01-2024 - 12-06-2024



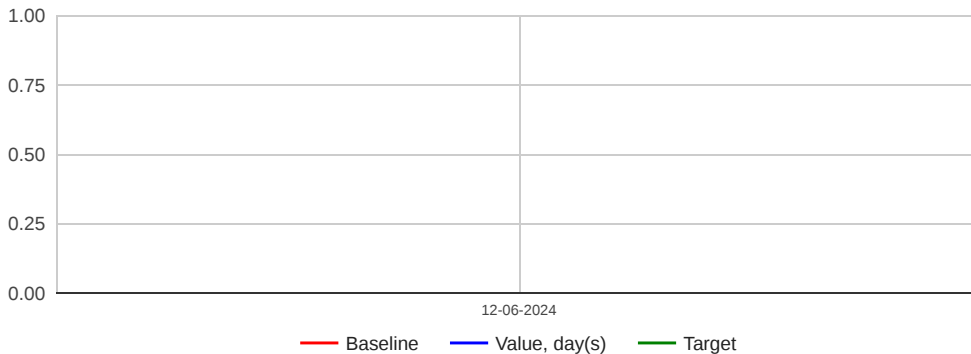
### Time to Incident Resolution

|                 |   |
|-----------------|---|
| Details         | Average time taken to resolve security incidents            |
| Unit of measure | day(s)  |
| Owner           |   |
| Parent          | Monitor AI systems for security vulnerabilities and threats |

|              | Value | Target | Baseline | Progress |
|--------------|-------|--------|----------|----------|
| January 2024 |       |        |          |          |

#### Time to Incident Resolution

Value, day(s), 01-01-2024 - 12-06-2024

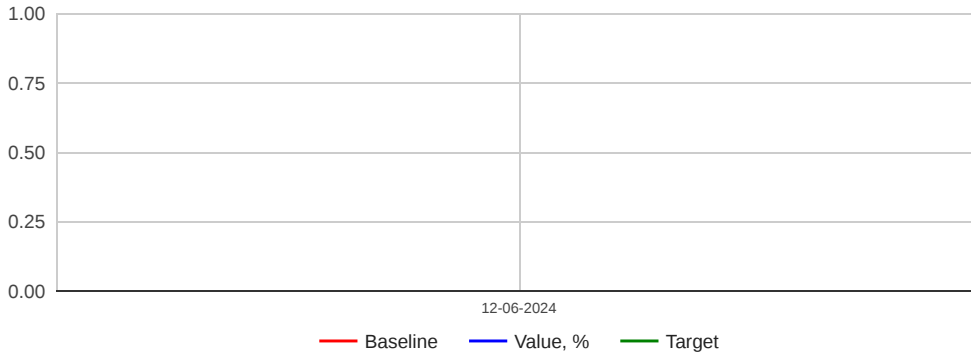


### Compliance with Security Standards

|         |   |
|---------|---|
| Details | (Number of compliant systems / Total number of systems) * 100 |
|---------|---|

|                 |   |        |          |          |
|-----------------|---|--------|----------|----------|
| Unit of measure | %   |        |          |          |
| Owner           |   |        |          |          |
| Parent          | Monitor AI systems for security vulnerabilities and threats |        |          |          |
|                 | Value   | Target | Baseline | Progress |
| January 2024    |   |        |          |          |

**Compliance with Security Standards**  
Value, %, 01-01-2024 - 12-06-2024



**Assess the ethical implications and impact of AI systems regularly**

|              |                           |
|--------------|---------------------------|
| Details      |                           |
| Owner        |                           |
| Stakeholders |                           |
| Parent       | Monitoring and Evaluation |

**Establish an ethics review board to regularly evaluate the ethical impact of AI systems**

|                 |  |
|-----------------|--|
| Details         |  |
| Parent          | Assess the ethical implications and impact of AI systems regularly |
| Owner           |  |
| Initiative type | Initiative   |

**Conduct regular stakeholder surveys to gather feedback on ethical issues**

|                 |  |
|-----------------|--|
| Details         |  |
| Parent          | Assess the ethical implications and impact of AI systems regularly |
| Owner           |  |
| Initiative type | Initiative   |

**Implement a reporting mechanism for ethical violations and ensure timely resolution**

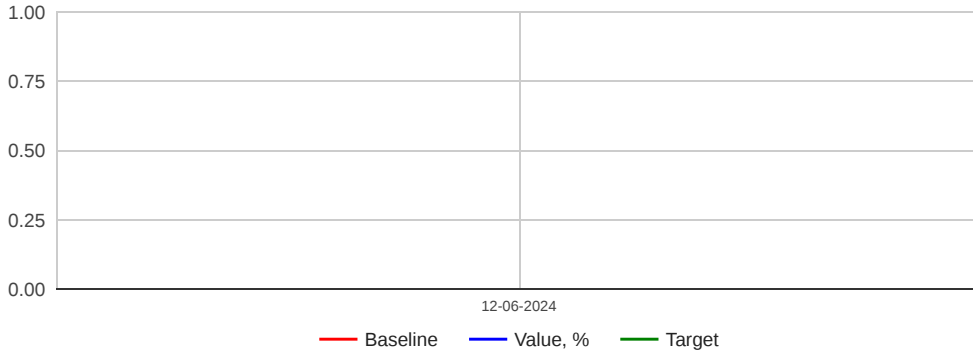
|                 |  |
|-----------------|--|
| Details         |  |
| Parent          | Assess the ethical implications and impact of AI systems regularly |
| Owner           |  |
| Initiative type | Initiative   |

**Ethical Compliance Rate**

|                 |   |
|-----------------|---|
| Details         | (Number of ethically compliant systems / Total number of systems) * 100 |
| Unit of measure | %   |

|              |  |        |          |          |
|--------------|--|--------|----------|----------|
| Owner        |  |        |          |          |
| Parent       | Assess the ethical implications and impact of AI systems regularly |        |          |          |
|              | Value  | Target | Baseline | Progress |
| January 2024 |  |        |          |          |

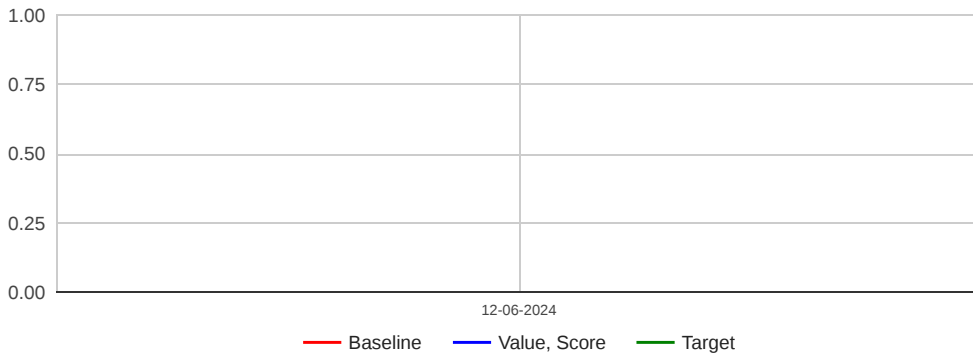
**Ethical Compliance Rate**  
Value, %, 01-01-2024 - 12-06-2024



**Stakeholder Feedback Score**

|                 |   |        |          |          |
|-----------------|---|--------|----------|----------|
| Details         | Average feedback score from stakeholders regarding ethical concerns |        |          |          |
| Unit of measure |   |        |          |          |
| Owner           |   |        |          |          |
| Parent          | Assess the ethical implications and impact of AI systems regularly  |        |          |          |
|                 | Value   | Target | Baseline | Progress |
| January 2024    |   |        |          |          |

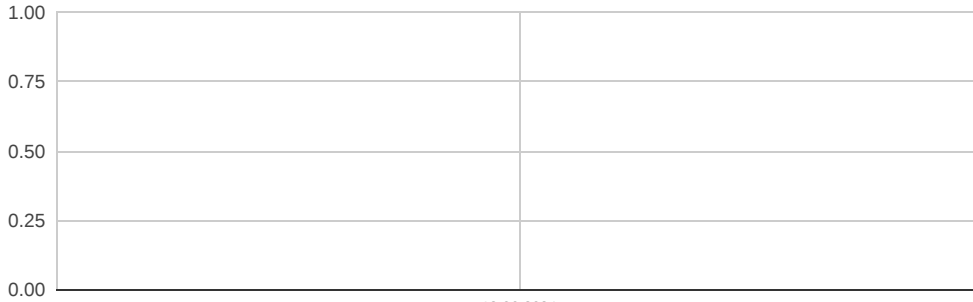
**Stakeholder Feedback Score**  
Value, Score, 01-01-2024 - 12-06-2024



**Number of Ethical Violations**

|                 |  |        |          |          |
|-----------------|--|--------|----------|----------|
| Details         | Total number of ethical violations detected                        |        |          |          |
| Unit of measure | #  |        |          |          |
| Owner           |  |        |          |          |
| Parent          | Assess the ethical implications and impact of AI systems regularly |        |          |          |
|                 | Value  | Target | Baseline | Progress |
| January 2024    |  |        |          |          |

**Number of Ethical Violations**  
**Value, #, 01-01-2024 - 12-06-2024**



— Baseline — Value, # — Target